HPE Aruba Networking 570 Series Outdoor Access Points

High performance Wi-Fi 6 (802.11ax) for outdoor environments

Weatherproof and temperature hardened, HPE Aruba Networking 570 Series Outdoor Access Points deliver the highest Wi-Fi 6 performance in outdoor and environmentally challenging locations. The high-performance and high power 570 series access points deliver maximum capacity and range. It delivers 4x4:4SS MU-MIMO capability, HPE Aruba Networking's advanced ClientMatch and integrated Bluetooth to enable HPE Aruba Networking location services.

Purpose-built to survive in the harshest outdoor environments, the 570 series access points withstand exposure to extreme high and low temperatures, persistent moisture and precipitation, and are fully sealed to keep out airborne contaminants. All electrical interfaces include industrial strength surge protection.

HPE Aruba Networking Wi-Fi 6 access points provide high-performance connectivity in dense mobile and IoT environments. With maximum aggregate on air data rates of 3 Gbps (HE80/HE40), the 570 series access points deliver the speed and reliability needed for demanding environments.

Incredible efficiency

The 570 series access points are designed to optimize user experience by maximizing Wi-Fi efficiency and dramatically reducing airtime contention between clients.

Features include Uplink and Downlink Orthogonal Frequency Division Multiple Access (OFDMA), Downlink Multi-User MIMO (MU-MIMO) and cellular co-location. With up to 4 spatial stream and 160 MHz channel capability, the 570 series provides groundbreaking wireless capabilities for any application.

Advantages of OFDMA

This capability allows HPE Aruba Networking Wi-Fi 6 access points to handle multiple Wi-Fi 6 enabled clients simultaneously on a single radio. Channel utilization is optimized per transaction by matching allocated bandwidth in a channel to the offered user load. These subdivisions of the channel are referred to as Resource Units (RU).

Multi-user MIMO (MU-MIMO)

The 570 series access points support downlink MU-MIMO similar to Wi-Fi 5 (802.11ac Wave 2) access points. With the introduction OFDMA in Wi-Fi 6, the overhead for this capability is reduced and MU-MIMO effectiveness is substantially improved for large client counts.

Wi-Fi 6 and MU-MIMO aware client optimization

HPE Aruba Networking's patented AI powered ClientMatch technology ensures that all clients are attached to their best serving access point. Session metrics, network metrics, applications and client type are used to identify and maintain the best connection.

Advanced Cellular Coexistence (ACC)

The ACC feature uses built in filtering to automatically minimize the impact of interference of high power cellular base stations, in building distributed antenna systems as well as small cell and femtocell equipment.

Intelligent Power Monitoring (IPM)

HPE Aruba Networking access points continuously monitor and report hardware energy consumption. Access points can be configured to enable or disable capabilities based on the available PoE power — ideal when wired switches have exhausted their power budget.

IoT platform capabilities

HPE Aruba Networking Wi-Fi 6 access points include an integrated Bluetooth 5 and 802.15.4 radio (for Zigbee support) to simplify deploying and managing IoT-based location services, asset tracking services, security solutions and IoT sensors. This allows organizations to leverage the 570 series as an IoT platform, which eliminates the need for an overlay infrastructure and additional IT resources.

Target Wake Time (TWT)

Ideal for IoT solutions that communicate infrequently, this Wi-Fi 6 capability allows IoT devices to use 802.11ax protocol. TWT coordinates with client devices to allow them to sleep for extended periods and use shorter wake times to communicate before returning to sleep. This substantially extends the useful operating life of Wi-Fi 6 based battery powered sensors.

HPE Aruba Networking secure infrastructure

The HPE Aruba Networking 570 Series is an integral part of HPE Aruba Networking's zero trust security approach to help protect user authentication and wireless traffic. Select capabilities include:

WPA3 and Enhanced Open

With the introduction of WPA3 and Enhanced Open, a Wi-Fi 6 certified client will never send unencrypted traffic over the air. Even with an open authenticated network, Enhanced Open still provides strong encryption over the air.

In all Wi-Fi 6 user sessions, each user is uniquely encrypted and if they disconnect and reconnect, the encryption changes from session to session.

WPA2-MPSK

MPSK enables simpler passkey management for WPA2 devices — should the Wi-Fi password on one device change, no additional changes are needed for other devices. This feature is enabled when networks are deployed with ClearPass Policy Manager.

VPN tunnels

In remote access point (RAP) and IAP-VPN deployments, the 570 Series can be used to establish a secure SSL/IPSec VPN tunnel to a Gateway or Mobility Controller that is configured as a VPN concentrator.

Trusted Platform Module (TPM)

For enhanced device assurance, all HPE Aruba Networking access points have an installed TPM for secure storage of credentials and keys, and boot code.

Simple and secure access

To simplify policy enforcement, the 570 series uses HPE Aruba Networking's Policy Enforcement Firewall (PEF) to encapsulate all traffic from the access points to the Mobility Controller (gateway) for end-to-end encryption and inspection. Policies are applied based on context including user role, device type, application, and location. This reduces the manual configuration of SSIDs, VLANs, and ACLs. PEF also serves as the underlying technology for HPE Aruba Networking Dynamic Segmentation.

High density connectivity

Each 570 series access point provide connectivity for a maximum of 512 associated clients per radio (1024 total).

Flexible operation and management

Our unified access points can operate as standalone access points or with a gateway for greater scalability, security, and manageability. Access points can be deployed using zero touch provisioning — without on-site technical expertise — for ease of implementation in branch offices and for remote work.

HPE Aruba Networking access points can be managed using cloud-based or on-premises solutions for any campus, branch, or remote work environment.

HPE Aruba Networking Central provides a single pane of glass for overseeing every aspect of wired and wireless LANs, WANs, and VPNs. AI-powered analytics, end-to-end orchestration and automation, and advanced security features are built natively into the solution.

Additional Wi-Fi features

Transmit Beamforming (TxBF)

Increased signal reliability and range

Dynamic Frequency Selection (DFS)

Optimized use of available RF spectrum

Maximal Ratio Combining (MRC)

Improved receiver performance for multi antenna access points

Cyclic Delay/Shift Diversity (CDD/CSD)

Enable use of multiple transmit antennas

Space-Time Block Coding (STBC)

Increased connection robustness

Low-Density Parity Check (LDPC)

High performance error detection and correction coding for enhanced receiver performance

AP-570 Series specifications

Hardware variants

- AP-574
  - 5 GHz: Four Nf connectors for external antenna operation
  - 2.4 GHz Two Nf connectors for external antenna operation
  - BLE/Zigbee: Integrated omnidirectional antenna and peak gain of 4.2 dBi
- AP-575
  - Built in Omni Directional Antennas
  - 5 GHz Antennas 5 dBi
  - 2.4 GHz Antennas 3.4 dBi
  - BLE/Zigbee: Integrated omnidirectional antenna and the peak gain of 6 dBi
- AP-577
  - Built in 90°H x 90°V Directional Antennas
  - 5 GHz Antennas 5.6 dBi
  - 2.4 GHz Antennas 6.8 dBi
  - BLE/Zigbee: Integrated omnidirectional antennas with peak gain of 8.4 dBi

Wi-Fi radio specifications

- AP type: Outdoor Hardened, Wi-Fi 6 dual radio, 5 GHz 4x4 MIMO and 2.4 GHz 2x2 MIMO
- Software-configurable dual radio supports 5 GHz (Radio 0) and 2.4 GHz (Radio 1) 5 GHz.
- Four spatial stream Single User (SU) MIMO for up to 4.8 Gbps wireless data rate to individual 4SS HE160 Wi-Fi 6 client device (max)
- Two spatial stream Single User (SU) MIMO for up to 1.2 Gbps wireless data rate to individual 2SS HE80 Wi-Fi 6 client device (typical)
- Four spatial stream Multi User (MU) MIMO for up to 4.8 Gbps wireless data rate to up to four 1SS or two 2SS HE160 Wi-Fi 6 DL-MU-MIMO capable client devices simultaneously (max)
- Four spatial stream Multi User (MU) MIMO for up to 2.4 Gbps wireless data rate to up to four 1SS or two 2SS HE80 Wi-Fi 6 DL-MU-MIMO capable client devices simultaneously (typical) 2.4 GHz
- Two spatial stream Single User (SU) MIMO for up to 575 Mbps wireless data rate to individual 2SS HE40 Wi-Fi 6 client device (max)
- Two spatial stream Single User (SU) MIMO for up to 287 Mbps wireless data rate to individual 2SS HE20 Wi-Fi 6 client device (typical)
- Support for up to 512 associated client devices per radio, and up to 16 BSSIDs per radio
- Supported frequency bands (country-specific restrictions apply):
  - 2.400 to 2.4835 GHz (ISM)
  - 5.150 to 5.250 GHz (U-NII-1)
  - 5.250 to 5.350 GHz (U-NII-2A)
  - 5.470 to 5.725 GHz (U-NII-2C)
  - 5.725 to 5.850 GHz (U-NII-3/ISM)
  - 5.850 to 5.875 GHz (U-NII-4)

- Available channels: Dependent on configured regulatory domain
- Dynamic frequency selection (DFS) optimizes the use of available RF spectrum
- Supported radio technologies:
  - 802.11b: Direct-sequence spread-spectrum (DSSS)
  - 802.11a/g/n/ac: Orthogonal frequency-division multiplexing (OFDM)
  - 802.11ax: Orthogonal frequency-division multiple access (OFDMA) with up to 16 resource units (RU)
- Supported modulation types:
  - 802.11b: BPSK, QPSK, CCK
  - 802.11a/g/n: BPSK, QPSK, 16-QAM, 64-QAM, 256-QAM (proprietary extension)
  - 802.11ac: BPSK, QPSK, 16-QAM, 64-QAM, 256-QAM, 1024 QAM (proprietary extension)
  - 802.11ax: BPSK, QPSK, 16-QAM, 64-QAM, 256-QAM, 1024 QAM
- 802.11n high-throughput (HT) support: HT20/40
- 802.11ac very high-throughput (VHT) support: VHT20/40/80/160
- 802.11ax high-efficiency (HE) support: HE20/40/80/160
- Supported data rates (Mbps):
  - 802.11b: 1, 2, 5.5, 11
  - 802.11a/g: 6, 9, 12, 18, 24, 36, 48, 54
  - 802.11n (2.4 GHz): 6.5 to 300 (MCS0 to MCS15, HT20 to HT40)
  - 802.11n (5 GHz): 6.5 to 600 (MCS0 to MCS31, HT20 to HT40)
  - 802.11ac: (5 GHz): 6.5 to 3,467 (MCS0 to MCS9, NSS = 1 to 4 for VHT20 to VHT160)
  - 802.11ax (2.4 GHz): 8.6 to 574 (MCS0 to MCS11, NSS = 1 to 2, HE20 to HE40)
  - 802.11ax (5 GHz): 8.6 to 4803 (MCS0 to MCS11, NSS = 1 to 4, HE20 to HE160)
- 802.11n/ac/ax packet aggregation: A-MPDU, A-MSDU
- Transmit power: Configurable in increments of 0.5 dBm
- Maximum (conducted) transmit power (limited by local regulatory requirements):
  - 2.4 GHz band: +22 dBm per chain, +25 dBm aggregate (2x2)
  - 5 GHz band: +22 dBm per chain, +28 dBm aggregate (2x2)
  - Note: conducted transmit power levels exclude antenna gain.
- Maximum EIRP (limited by local regulatory requirements):
  - 2.4 GHz band:
    - 574: 25 + Antenna Gain + TxBF Gain
    - 575: 29.0 dBm EIRP
    - 577: 34.4 dBm EIRP
  - 5 GHz band:
    - 574: 28 + Antenna Gain + TxBF Gain
    - 575: 32.6 dBm EIRP
    - 577: 36 dBm EIRP
- Advanced Cellular Coexistence (ACC) minimizes the impact of interference from cellular networks
- Maximum ratio combining (MRC) for improved receiver performance
- Cyclic delay/shift diversity (CDD/CSD) to enable the use of multiple transmit antennas
- Short guard interval for 20-MHz, 40-MHz, 80-MHz and 160-MHz channels
- Space-time block coding (STBC) for increased range and improved reception
- Low-density parity check (LDPC) for high-efficiency error correction and increased throughput
- Transmit beam-forming (TxBF) for increased signal reliability and range
- 802.11mc Fine Timing Measurement (FTM) for precision distance ranging

Power

- Maximum (worst-case) power consumption:
  - PoE powered (dual ports): 32.0W
  - PoE powered (single port, full function): 26.1W
- Maximum (worst-case) power consumption in idle mode: 14.0W (single PoE) or 16.0W (dual PoE)
- Maximum (worst-case) power consumption in deep-sleep mode: 2.9W (single PoE) or 3.9W (dual PoE)
- The access point supports Power over Ethernet (PoE; on port E0 and/or E1)
- When PoE power is supplied to both Ethernet ports, the access point can be configured to combine or prioritize power sources
- Power sources are sold separately; see the ordering Information section below for details

- When powered by 1x 802.3at (class 4) PoE and with the IPM feature disabled, the access point will disable the other Ethernet port. In the same configuration but with IPM enabled, the access point will start up in unrestricted mode, but may dynamically apply restrictions depending on the PoE budget and actual power. The feature restrictions and order can be programmed.
- Operating the access point with single or dual 802.3af (class 3 or lower) PoE source is not supported.

Additional Interfaces

- E0: HPE SmartRate port (RJ-45)
  - Auto-sensing link speed (100/1000/2500BASE-T) and MDI/MDX
  - 2.5 Gbps speed complies with NBase-T and 802.3bz specifications
  - PoE-PD: 48Vdc (nominal) 802.3at/bt (Class 4 or higher)
  - 802.3az Energy Efficient Ethernet (EEE)
- E1: 100/1000BASE-T (RJ-45)
  - Auto-sensing link speed and MDI/MDX
  - 802.3az Energy Efficient Ethernet (EEE)
  - PoE-PD: 48Vdc (nominal) 802.3at/bt (Class 4 or higher)
- Link Aggregation (LACP) support between both network ports for redundancy and increased capacity
- Bluetooth 5 and 802.15.4 radio
  - 2.4 GHz
  - Bluetooth 5: up to 8 dBm transmit power and -95 dBm receive sensitivity
  - Zigbee: up to 8 dBm transmit power and -97 dBm receive sensitivity
  - Up to 4 dBm transmit power (class 2) and -91 dBm receive sensitivity
- Visual indicator (multi-color LED): For system and radio status
- Reset button: Factory reset (during device power up)
- USB-C console interface

Mounting

- Optional mounting kits:
  - AP-OUT-MNT-V1A: Outdoor Pole/Wall Long Mount Kit
  - AP-270-MNT-V2: Outdoor Pole/Wall Short Mount Kit
  - AP-270-MNT-H1: Outdoor AP Hanging or Tilt Install Mount Kit
  - AP-270-MNT-H2: Outdoor Flush Wall or Ceiling Mount
  - AP-270-MNT-H3: Outdoor AP Hanging or Dual-Tilt Install Mount Kit

Mechanical

- AP-574
  - Dimensions/weight (excluding mount):
    - 24 cm (W) x 24 cm (D) x 19 cm (H)/9.4" (W) x 9.4" (D) x 7.5" (H)
    - 2.7 kg/6.0 lbs
- AP-575
  - Dimensions/weight (excluding mount):
    - 24 cm (W) x 24 cm (D) x 27 cm (H)/9.4" (W) x 9.4" (D) x 10.6" (H)
    - 2.5 kg/5.6 lbs
- AP-577
  - Dimensions/weight (excluding mount):
    - 23 cm (W) x 22 cm (D) x 14 cm (H)/9.0" (W) x 8.7" (D) x 5.6" (H)
    - 2.1 kg/4.6 lbs

Environmental

- Operating:
  - Temperature: -40°C to +65°C (-40°F to +149°F) with full solar loading
  - Humidity: 5% to 93% non-condensing internal
  - Rated for operation in all weather conditions
- Storage and transportation:
  - Temperature: -40°C to +70°C (-40°F to +158°F)

- Operating Altitude: 3,000m
- Water and Dust
  - IP66/67
- Salt Tolerance
  - Tested to ASTM B117-07A Salt Spray 200 hrs
- Wind Survival: Up to 165 Mph
- Shock and Vibration ETSI 300-19-2-4

Regulatory

- FCC/ISED
- CE Marked
- RED Directive 2014/53/EU
- EMC Directive 2014/30/EU
- Low Voltage Directive 2014/35/EU
- IEC/EN/UL 62368-1
- EN 60601-1-1, EN60601-1-2
- Railway Certs:
  - EN 50155:2017 — Railway Applications
  - EN 50121-1:2017 — Railway EMC
  - EN 50121-3-2 — Railway EMC
  - EN 50121-4:2016 — Railway Immunity
  - IEC 61373 ed2:2008 — Railway Shock and Vibration

For more country-specific regulatory information and approvals, please see your HPE Aruba Networking representative.

Regulatory model numbers

- AP-574: APEX0574
- AP-575: APEX0575
- AP-577: APEX0577

Certifications

- CB Scheme Safety, cTUVus
- UL2043 plenum rating
- Wi-Fi Alliance certified 802.11a/b/g/n/
- Wi-Fi Alliance certified Wi-Fi 6 (802.11ax)
- Wi-Fi CERTIFIED™ ac (with wave 2 features)
- Wi-Fi CERTIFIED Location™

Warranty

HPE Aruba Networking's hardware limited lifetime warranty.

Minimum operating system software

- HPE Aruba Networking Operating System and HPE Aruba Networking InstantOS 8.7.0.0
- HPE Aruba Networking Operating System 10.2.0.0

RF performance table

Band, rate	Maximum transmit power (dBm) per transmit chain	Receiver sensitivity (dBm) per receive chain
2.4 GHz, 802.11b		
1 Mbps	22	-97
11 Mbps	22	-89
2.4 GHz, 802.11g		
6 Mbps	22	-94
54 Mbps	20	-76
2.4 GHz, 802.11n/ac HT20		
MCS0	22	-93
MCS8	19	-72
2.4 GHz, 802.11ax HE20		
MCS0	22	-93
MCS11	17	-62
5 GHz, 802.11a		
6 Mbps	22	-95
54 Mbps	20	-76
5 GHz, 802.11n/ac HT20/VHT20		
MCS0	22	-94
MCS8	19	-72
5 GHz, 802.11n/ac HT40/VHT40		
MCS0	22	-92
MCS9	19	-68
5 GHz, 802.11ac VHT80		
MCS0	22	-90
MCS9	19	-65
5 GHz, 802.11ac VHT160		
MCS0	22	-84
MCS9	19	-59

RF performance table (continued)

Band, rate	Maximum transmit power (dBm) per transmit chain	Receiver sensitivity (dBm) per receive chain
5 GHz, 802.11ax HE20		
MCS0	22	-94
MCS11	17	-62
5 GHz, 802.11ax HE40		
MCS0	22	-91
MCS11	17	-60
5 GHz, 802.11ax HE80		
MCS0	22	-87
MCS11	17	-57
5 GHz, 802.11ax HE160		
MCS0	22	-85
MCS11	17	-53

Maximum capability of the hardware provided (excluding antenna gain). Maximum transmit power is limited by local regulatory settings.

Antenna patterns AP-575

Horizontal planes (Azimuth, top view)

Showing top-view azimuth (0°) and 20° downtilt patterns (averaged patterns for all applicable antennas and frequencies within the bands)

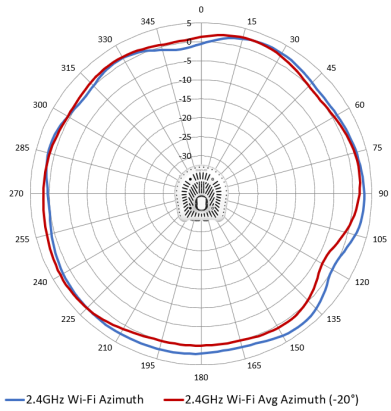

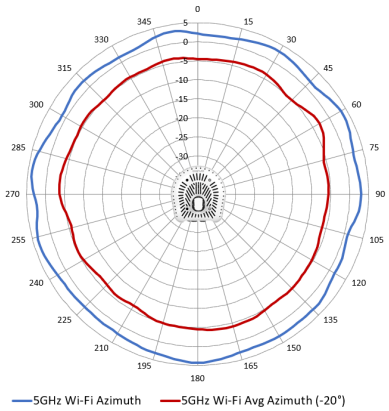

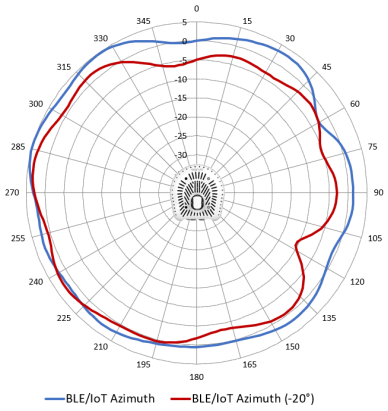

Vertical planes (Elevation, side view radome facing down)

Showing side-view with access point rotated 0 and 90° (averaged patterns for all applicable antennas and frequencies within the bands)

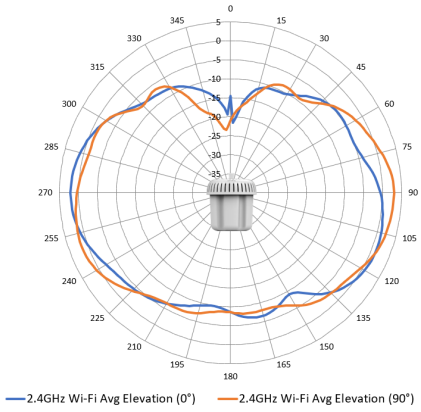

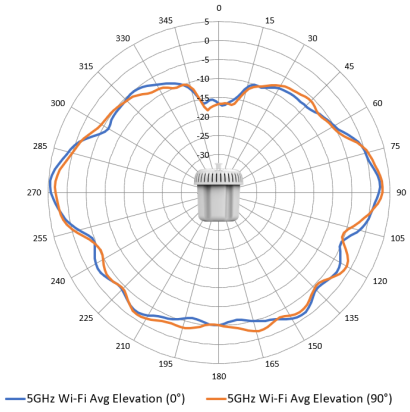

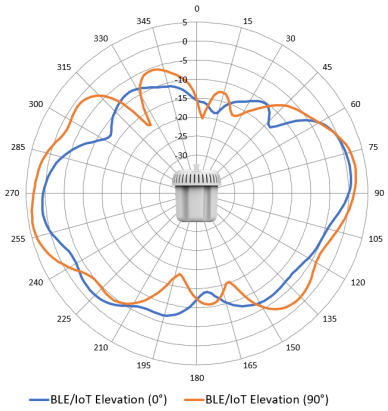

Antenna patterns AP-577

Horizontal planes (Azimuth, top view, radome facing left)

Showing top-view patterns (averaged patterns for all applicable antennas and frequencies within the bands)

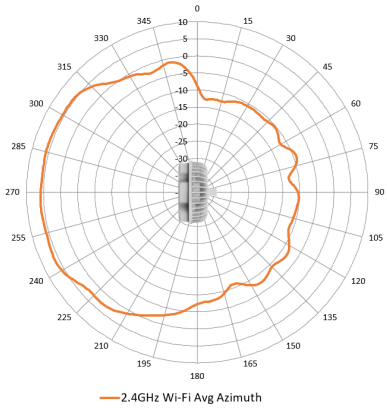

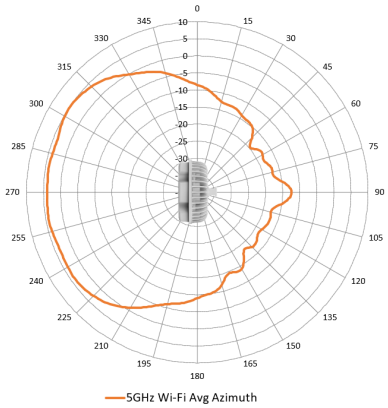

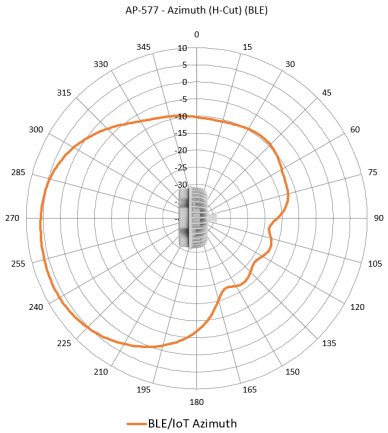

Vertical planes (Elevation, side view, radome facing left)

Showing side-view patterns (averaged patterns for all applicable antennas and frequencies within the bands)

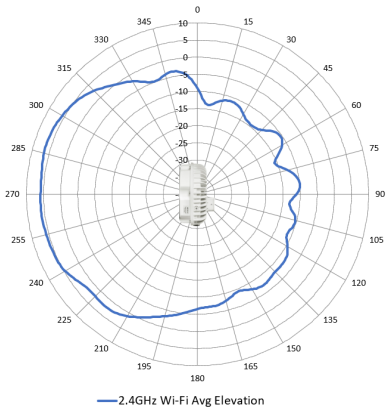

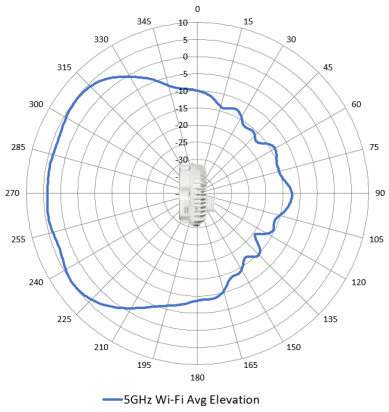

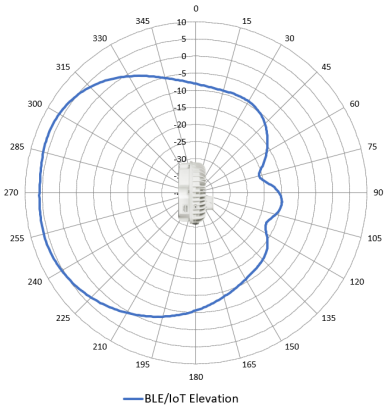

Ordering information

Part number	Description
HPE Aruba Networking 570 Series Outdoor Access Points	
R4H09A	HPE Aruba Networking AP-574 (EG) 802.11ax 2x2:2/4x4:4 Dual Radio 6xNf Connectorized Outdoor AP
R4H10A	HPE Aruba Networking AP-574 (IL) 802.11ax 2x2:2/4x4:4 Dual Radio 6xNf Connectorized Outdoor AP
R4H11A	HPE Aruba Networking AP-574 (JP) 802.11ax 2x2:2/4x4:4 Dual Radio 6xNf Connectorized Outdoor AP
R4H12A	HPE Aruba Networking AP-574 (RW) 802.11ax 2x2:2/4x4:4 Dual Radio 6xNf Connectorized Outdoor AP
R4H13A	HPE Aruba Networking AP-574 (US) 802.11ax 2x2:2/4x4:4 Dual Radio 6xNf Connectorized Outdoor AP
R4H14A	HPE Aruba Networking AP-575 (EG) 802.11ax 2x2:2/4x4:4 Dual Radio Integrated Omni Antenna Outdoor AP
R4H15A	HPE Aruba Networking AP-575 (IL) 802.11ax 2x2:2/4x4:4 Dual Radio Integrated Omni Antenna Outdoor AP
R4H16A	HPE Aruba Networking AP-575 (JP) 802.11ax 2x2:2/4x4:4 Dual Radio Integrated Omni Antenna Outdoor AP
R4H17A	HPE Aruba Networking AP-575 (RW) 802.11ax 2x2:2/4x4:4 Dual Radio Integrated Omni Antenna Outdoor AP
R4H18A	HPE Aruba Networking AP-575 (US) 802.11ax 2x2:2/4x4:4 Dual Radio Integrated Omni Antenna Outdoor AP
R4H19A	HPE Aruba Networking AP-577 (EG) 802.11ax 2x2:2/4x4:4 Dual Radio Integrated Directional Antenna Outdoor AP
R4H20A	HPE Aruba Networking AP-577 (IL) 802.11ax 2x2:2/4x4:4 Dual Radio Integrated Directional Antenna Outdoor AP
R4H21A	HPE Aruba Networking AP-577 (JP) 802.11ax 2x2:2/4x4:4 Dual Radio Integrated Directional Antenna Outdoor AP
R4H22A	HPE Aruba Networking AP-577 (RW) 802.11ax 2x2:2/4x4:4 Dual Radio Integrated Directional Antenna Outdoor AP
R4H23A	HPE Aruba Networking AP-577 (US) 802.11ax 2x2:2/4x4:4 Dual Radio Integrated Directional Antenna Outdoor AP
S5D93A	HPE Aruba Networking AP-575 (ID) Dual Radio 4x4/2x2 802.11ax Int Omni Ants Outdoor Access Point
S5D94A	HPE Aruba Networking AP-577 (ID) Dual Radio 4x4/2x2 802.11ax Integrated Directional Ants Outdoor AP
S5D98A	HPE Aruba Networking AP-574 (ID) Dual Radio 4x4/2x2 802.11ax Connectorized Outdoor Access Point
HPE Aruba Networking 570 Series Outdoor Access Points — TAA	
R4H24A	HPE Aruba Networking AP-574 (EG) TAA 802.11ax 2x2:2/4x4:4 Dual Radio 6xNf Connectorized Outdoor AP
R4H25A	HPE Aruba Networking AP-574 (IL) TAA 802.11ax 2x2:2/4x4:4 Dual Radio 6xNf Connectorized Outdoor AP
R4H26A	HPE Aruba Networking AP-574 (JP) TAA 802.11ax 2x2:2/4x4:4 Dual Radio 6xNf Connectorized Outdoor AP
R4H27A	HPE Aruba Networking AP-574 (RW) TAA 802.11ax 2x2:2/4x4:4 Dual Radio 6xNf Connectorized Outdoor AP
R4H28A	HPE Aruba Networking AP-574 (US) TAA 802.11ax 2x2:2/4x4:4 Dual Radio 6xNf Connectorized Outdoor AP
R4H29A	HPE Aruba Networking AP-575 (EG) TAA 802.11ax 2x2:2/4x4:4 Dual Radio Integrated Omni Antenna Outdoor AP
R4H30A	HPE Aruba Networking AP-575 (IL) TAA 802.11ax 2x2:2/4x4:4 Dual Radio Integrated Omni Antenna Outdoor AP
R4H31A	HPE Aruba Networking AP-575 (JP) TAA 802.11ax 2x2:2/4x4:4 Dual Radio Integrated Omni Antenna Outdoor AP

Ordering information (continued)

Part number	Description
HPE Aruba Networking 570 Series Outdoor Access Points — TAA	
R4H32A	HPE Aruba Networking AP-575 (RW) TAA 802.11ax 2x2:2/4x4:4 Dual Radio Integrated Omni Antenna Outdoor AP
R4H33A	HPE Aruba Networking AP-575 (US) TAA 802.11ax 2x2:2/4x4:4 Dual Radio Integrated Omni Antenna Outdoor AP
R4H34A	HPE Aruba Networking AP-577 (EG) TAA 802.11ax 2x2:2/4x4:4 Dual Radio Integ Directional Antenna Outdoor AP
R4H35A	HPE Aruba Networking AP-577 (IL) TAA 802.11ax 2x2:2/4x4:4 Dual Radio Integ Directional Antenna Outdoor AP
R4H36A	HPE Aruba Networking AP-577 (JP) TAA 802.11ax 2x2:2/4x4:4 Dual Radio Integ Directional Antenna Outdoor AP
R4H37A	HPE Aruba Networking AP-577 (RW) TAA 802.11ax 2x2:2/4x4:4 Dual Radio Integ Directional Antenna Outdoor AP
R4H38A	HPE Aruba Networking AP-577 (US) TAA 802.11ax 2x2:2/4x4:4 Dual Radio Integ Directional Antenna Outdoor AP

Visit **HPE.com**

Chat now (sales)

© Copyright 2025 Hewlett Packard Enterprise Development LP. The information contained herein is subject to change without notice. The only warranties for Hewlett Packard Enterprise products and services are set forth in the express warranty statements accompanying such products and services. Nothing herein should be construed as constituting an additional warranty. Hewlett Packard Enterprise shall not be liable for technical or editorial errors or omissions contained herein.

Bluetooth is a trademark owned by its proprietor and used by Hewlett Packard Enterprise under license. All third-party marks are property of their respective owners.

a00096370ENW, Rev. 2

Hewlett Packard Enterprise